

Rinnai 650 & Rinnai 750

Rinnai
Relax with Rinnai.

Ordering Guide

Step 1. Select model and gas type

Codes

Rinnai 650 (includes remote)	NG	650ENGN
	LPG	650ENGL
Rinnai 750 (includes remote)	NG	750ENGN
	LPG	750ENGL



Rinnai 650
640mm wide
5kW heat output
23mj/h gas input



Rinnai 750
740mm wide
6kW heat output
27mj/h gas input

Step 2. Select fascia option & colour

Codes

Rinnai 650 & Rinnai 750	3 Sided Black	650F31	750F31
	3 Sided Titanium grey	650F32	750F32
	4 Sided Black	650F41	750F41
	4 Sided Titanium grey	650F42	750F42
	3 sided masonry black XL (660 high x 825 wide)	-	750F31XL



3 sided frame is suitable for masonry applications or where the appliance sits directly at floor level.

4 sided frame is suitable for timber frame applications where the appliance is raised off the floor.

The XL masonry frame is suitable for masonry applications where the fireplace cavity requires a larger frame — this is available in 3 sided and black only.

Rinnai 650 & Rinnai 750

Rinnai
Relax with Rinnai.

Ordering Guide

Step 3. Select burn media option

		Codes
Rinnai 650	Glowing stones	650M1
	Natural wood logset	650M2
Rinnai 750	Glowing stones	750M1
	Natural wood logset	750M2



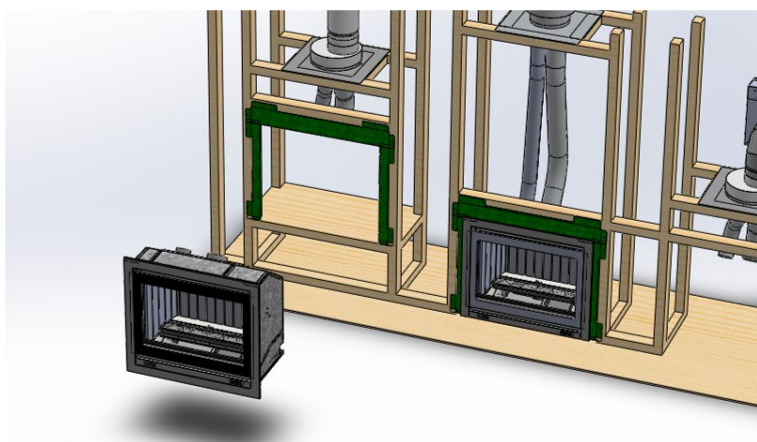
Natural wood log set



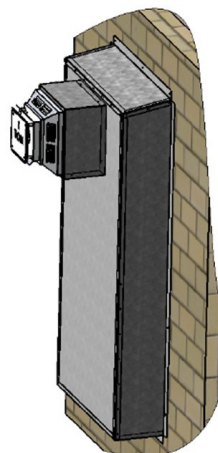
Glowing stones

Step 4. Extras -

		Codes
Zero clearance frame kit—used for ALL timber frame applications	650 & 750 (common part)	650750ZCK
In-fill panels - for oversize masonry chimney cavities. Black only	650—700mm wide x 700 high	650IFP
	750—800mm wide x 700 high	750IFP
Weatherproof box—for external wall applications	650 & 750 (common part)	650750WPB



Zero clearance frame kit



Weatherproof box

Rinnai 650 & Rinnai 750

Ordering Guide

Step 5. Select flueing configuration & components

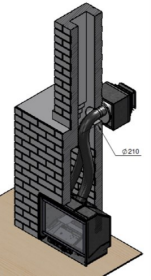
Codes



Masonry Chimney —twin pipe flexible flue kit. Suitable for masonry applications

Total flue kit—includes two x flexi pipes, roof cowl and plates.

RDVFF



Masonry Horizontal—ideal for applications where the flue cannot terminate vertically.

Flexible pipes and co-linear to co-axial adaptor.

RDVFA

Masonry only—this flue configuration is not suitable for combustible applications.

Horizontal Flue Spigot

RDVHFS

Horizontal Terminal

RDV984



Vertical Flue—Timber frame applications

Co-linear to co-axial adaptor—includes 2 x flexi pipes, plate and transition piece

RDVFA

Select length co-axial pipe

1200mm

RDV902

900mm

RDV903

600mm

RDV904

300mm

RDV906

230mm

RDV907

275 - 375mm Adjustable Flue Length

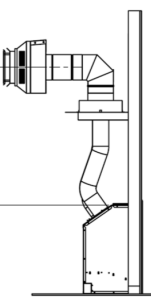
RDV911

Vertical roof cowl

RDV991

Zero Clearance Kit

650750ZCK



Horizontal Flue—Timber frame application

Co-linear to co-axial adaptor—includes 2 x flexi pipes, plate and transition piece

RDVFA

90 degree elbow

RDV990G

Select length co-axial pipe

1200mm

RDV902

900mm

RDV903

600mm

RDV904

300mm

RDV906

230mm

RDV907

275 - 375mm Adjustable Flue Length

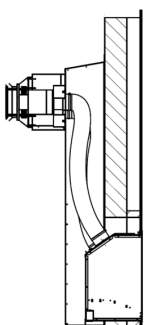
RDV911

Horizontal wall cap

RDV984

Zero Clearance Kit

650750ZCK



Weatherproof Box

Co-linear to co-axial adaptor—includes 2 x flexi pipes, plate and transition piece

RDVFA

Horizontal Flue Spigot

RDVHFS

Horizontal wall cap

RDV984

Weatherproof Box

650750WPB

Zero Clearance Kit

650750ZCK